

## Zone U

Part		Status
<b>No Waiting Restrictions</b>		
<b>1.1</b>	<b>At Any Time</b>	<b>Used</b>
1.2	Monday to Sunday 9am- 8pm	not used
1.3	Monday to Sunday 9am to 6pm	not used
1.4	Monday to Saturday 9am to 6pm	not used
<b>No loading/Unloading</b>		
<b>not used</b>		
2.1	At Any Time	not used
2.2	Monday to Sunday 8am to 11pm	not used
2.3	Monday to Sunday 8am to 6pm	not used
2.4	Monday to Sunday 8am -9.30am & 11am-6pm	not used
2.5	Monday to Saturday 8am-6pm	not used
2.6	Monday to Saturday 9am- 6pm	not used
2.7	Monday to Saturday 8-9.30am, 12-2pm, 4.30-6pm	not used
2.8	Monday to Saturday 10am- 4pm	not used
2.9	Monday to Saturday 8-9.30 & 4.30-6pm	not used
2.10	Monday to Saturday 8am – 9.30 am	not used
2.11	Monday to Saturday 4pm-6pm	not used
2.12	Urban Clearway Monday to Saturday 8am-9.30am and 4pm-6pm	not used
<b>No Stopping Restrictions</b>		
<b>3.1</b>	<b>Monday to Friday 8am-9.30am &amp; 2.30-4pm on School Entrance Marking except August.</b>	<b>Used</b>
<b>Permit Parking</b>		
4.1	Monday to Sunday 9am-8pm	not used
4.2	Monday to Saturday 9am-8pm	not used
4.3	Monday to Sunday 9am-8pm except 9am-4pm on any Saturday	not used
4.4	Zone N and Zone R Only Monday to Sunday 9am to 8pm	not used
<b>4.5</b>	<b>Monday to Saturday 10-11am &amp; 2-3pm</b>	<b>Used</b>
4.6	Monday to Sunday 10-11am & 7-8pm	not used
<b>Shared Permit and Pay &amp; Display Parking</b>		
<b>not used</b>		
5.1	Low Tariff - Short Term - 2 hrs No Return 4 hrs Mon-Sun 9am-8pm	not used
5.2	Low Tariff - Short Term- 2 hrs No Return 4 hrs Mon-Sun 9am-8pm (Zone N & R permits)	not used
5.3	Low Tariff - Short term - 2 hrs No Return 4 hrs Mon-Sat 9am-8pm	not used
5.4	Low Tariff – Medium Term - 4 hrs No Return 4hrs Mon- Sun 9am-8pm	not used
5.5	Low Tariff – Medium Term - 4 hrs No Return 4hrs Mon-Sat 9am-8pm	not used
5.6	Low Tariff Medium Term (School) 4 hrs No Return 4 hrs Mon-Sat 9am-8pm	not used
5.7	Low Tariff – Long Term - 11 hrs Mon–Sun 9am-8pm	not used
5.8	Low Tariff – Long Term - 11 hrs Mon–Sun 9am-8pm	not used
5.9	Low Tariff Long Term (School) 11 hours Mon- Sat 9am-8pm	not used
5.10	Low Tariff - Long term – 11 hrs - Mon-Sat 9am-8pm	not used
5.11	Low Tariff - Long term - 9 hrs - Mon-Fri 9am-6pm	not used
5.12	Medium Tariff - Short Term - 2hrs No Return 4hrs Mon-Sun 9am-8pm	not used
5.13	Medium Tariff - Short Term-2 hrs No Return 4 hrs Mon- Sat 9am- 8pm	not used
5.14	Medium Tariff Short Term (School) 2hrs No Return 4 hrs Mon-Sat 9am-8pm	not used
5.15	Medium Tariff - Medium Term - 4hrs No Return 4hrs Mon-Sun 9am-8pm	not used
5.16	Medium Tariff - Medium Term - 4hrs No Return 4hrs Mon-Sat 9am-8pm	not used
5.17	Medium Tariff Medium Term (School) 4 hrs No Return 4 hrs Mon-Sat 9am-8pm	not used
5.18	High tariff - Short term - 2hrs No Return 4hrs Mon-Sun 9am- 8pm	not used
5.19	Low Tariff- Medium Term - 4 hrs No Return 24 hrs Mon-Sun 9am-8pm	not used
<b>Exclusive Pay &amp; Display Parking</b>		
<b>not used</b>		
6.1	Low Tariff Short Term P&D 2 hours No Return 4hrs Mon-Sat 9am-6pm	not used
6.2	Medium Tariff Short Term P&D 2 hours No Return 4 hrs Mon-Sun 9am-6pm	not used
6.3	Medium Tariff Short Term P&D 2 hours No Return 4 hrs Mon-Sat 9am-6pm	not used

6.4	High Tariff Short Term P&D 2 hours No Return 4hrs Mon-Sun 9am-6pm	not used
6.5	High Tariff Short Term P&D 2 hours No Return 4hrs Mon-Sat 9am-6pm	not used
Doctors Parking Places		not used
7.1	At Any Time	not used
7.2	8am-8pm on any day	not used
7.3	Mon-Sat 8am-7pm	not used
7.4	Mon-Fri 8.30am-6pm	not used
Car Club Parking Places		not used
8.1	At Any Time (City Car Club)	not used
8.2	At Any Time (Whizzgo)	not used
8.3	At Any Time (Streetcar)	not used
Disabled Badge Holders Parking Places		
9.1	At Any Time	Used
9.2	Monday to Sunday between 9am and 6pm	not used
9.3	Monday to Saturday between 8am and 6pm Inclusive Maximum Length of Stay 3 hours no return within 1 hour	not used
9.4	for a period of 3 hours (No return within 1 hour)	not used
9.5	Monday to Sunday between 8am and 8pm	not used
Limited Waiting Parking Places		not used
10.1	2 hours No Return in 1 hour 9am- 8pm	not used
10.2	1 hour No Return in 1 hour 8am - 6pm Monday to Saturday	not used
11.1	At Any Time	Used
Loading Bays		not used
12.1	At Any Time	not used
12.2	24 hours of any day 30mins no return within 1 hour residential roads	not used
12.3	Mon to Sat 9am- 6pm 30mins no return within 1 hour commercial roads	not used
12.4	Mon- Sun 9am-8pm 1 hour no return within 30 minutes	not used
12.5	Mon-Sat 8am-6pm 30 mins no return within 1 hour	not used
12.6	Mon-Sat 9am-6pm	not used
12.7	Mon-Sat 9am-6pm 30 mins no return within 1 hour	not used
12.8	Mon-Sat 9am-6pm 1 hour no return within 1 hour	not used
12.9	Mon-Sat 8am-6pm 1 hour no return within 1 hour	not used
12.10.	12am to 10am and 4pm to 12am limited to 1 hour	not used
Taxi Ranks		
13.1	At Any Time	not used
13.2	Taxi Rank and Loading bay	not used
Ambulance Parking Bays		not used
14.1	At Any Time	not used
Police Parking Bays		not used
15.1	At Any Time	not used
Public Service Vehicles		not used
16.1	At Any Time	not used
Bus Stands		not used
17.1	Bus Stand – Waiting limited 20 mins no return within 1 hour	not used
Streets Eligible for Parking Permits		
18.1	Streets Eligible for Resident's Permits	Used

## Part 1.1


## No Waiting At Any Time

Item No	Street Name	Side of Road	Description	CPZ
1	Cuthbert Road	Both	Whole length	U
2	Dawson Terrace	Both	Whole length	U
3	Down Terrace	Both	from the eastern kerbline of Queens Park Road, eastwards to a point 6m east of the eastern kerbline of St Lukes Road	U
4	Freshfield Road	Both	from the northern kerbline of Evelyn Terrace to the northern kerbline of St Luke's Terrace	U
5	Queens Park Rise	Both	from the northern kerbline of Queens Park Terrace to a point 7m north of the northern kerbline of St Lukes Terrace	U
6	Queens Park Road	Both	from the northern kerbline of Islingword Road to the southern kerbline of Carlyle Street	U
7	Queensway	East	from the prolongation of the northern kerbline of Dawson Terrace, northwards to the southern kerbline of Craven Road	U
8	Queensway	West	from the northern kerbline of Dawson Terrace, northwards for 28m	U
9	St Lukes Road	Both	Whole length	U
10	St Lukes Terrace	Both	Whole length	U
11	Sutherland Road	Both	from the northern kerbline of Evelyn Terrace to the northern kerbline of Dawson Terrace	U

**Part 1.2**

**No Waiting Monday to Sunday 9am to 8pm**

Item No	Street Name	Side of Road	Description
Not Used			



**Part 1.3**

**No Waiting Monday to Sunday 9am-6pm**

Item No	Street Name	Side of Road	Description	
Not used				

**Part 1.4**

**No Waiting Monday to Saturday 9am to 6pm**

Item No	Street Name	Side of Road	Description	
Not used				

**Part 2.1**

**No Loading At any Time**

Item No	Street Name	Side of Road	Description	
Not used				



**Part 2.2**

**No Loading 8am to 11pm**

<b>Item No</b>	<b>Street Name</b>	<b>Side of Road</b>	<b>Description</b>	
Not Used				

**Part 2.3**

**No Loading Monday to Sunday 8am to 6pm**

Item No	Street Name	Side of Road	Description	
Not Used				

**Part 2.4**

**No Loading 8am- 9.30am & 11am - 6pm**

<b>Item No</b>	<b>Street Name</b>	<b>Side of Road</b>	<b>Description</b>	
Not Used				

**Part 2.5**

**No Loading Monday to Saturday 8am-6pm**

<b>Item No</b>	<b>Street Name</b>	<b>Side of Road</b>	<b>Description</b>	
Not Used				

**Part 2.6**

**No Loading Monday to Saturday 9am - 6pm**

<b>Item No</b>	<b>Street Name</b>	<b>Side of Road</b>	<b>Description</b>	
Not Used				

**Part 2.7**

**No Loading Monday to Saturday 8-9.30am, 12-2pm, 4.30 -6pm**

<b>Item No</b>	<b>Street Name</b>	<b>Side of Road</b>	<b>Description</b>	
Not Used				

**Part 2.8**

**No Loading Monday to Saturday 10am - 4pm**

<b>Item No</b>	<b>Street Name</b>	<b>Side of Road</b>	<b>Description</b>	
Not Used				

**Part 2.9**

**No Loading Monday to Saturday 8am- 9.30am and 4.30-6pm**

<b>Item No</b>	<b>Street Name</b>	<b>Side of Road</b>	<b>Description</b>	
Not Used				



**Part 2.10**

**No Loading Monday to Saturday 8am - 9.30am**

<b>Item No</b>	<b>Street Name</b>	<b>Side of Road</b>	<b>Description</b>	
Not Used				

**Part 2.11**

**No Loading Monday to Saturday 4pm - 6pm**

<b>Item No</b>	<b>Street Name</b>	<b>Side of Road</b>	<b>Description</b>	
Not Used				

**Part 2.12**

**Urban Clearway Monday to Saturday 8am-9.30am and 4pm-6pm**

<b>Item No</b>	<b>Street Name</b>	<b>Side of Road</b>	<b>Description</b>	
Not Used				

**Part 3.1****Monday to Friday 8am-9.30am and 2.30-4pm on School Entrance Markings except August**

<b>Item No</b>	<b>Street Name</b>	<b>Side of Road</b>	<b>Description</b>	<b>CPZ</b>
1	Queens Park Rise	North-West	From a point 37.4 metres south of the southern kerbline of St Luke's Terrace, southwards for 43.56 metres.	U
2	St Luke's Terrace	South	From a point 30.9 metres west of the western kerbline of Queen's Park Rise, westwards for 25.56 metres.	U

**Part 4.1**

**Permit parking only from Monday to Sunday between 9am -8pm inclusive**

<b>Item No</b>	<b>Street Name</b>	<b>Side of Road</b>	<b>Description</b>	
Not Used				

**Part 4.2**

**Permit parking only from Monday to Saturday between 9am and 8pm inclusive**

Item No	Street Name	Side of Road	Description	
Not used				

**Part 4.3**

**Permit Parking only from Monday to Sunday between 9am-8pm except 9am-4pm on any Saturday**

Item No	Street Name	Side of Road	Description	
Not Used				

**Part 4.4**

**Permit parking only from Area N and Area R Only from Monday to**

<b>Item No</b>	<b>Street Name</b>	<b>Side of Road</b>	<b>Description</b>	
Not Used				



## Part 4.5

## Permit Parking only from Monday to Saturday between 10-11am and 2-3pm inclusive

Item No	Street Name	Side of Road	Description	CPZ
1	Cuthbert Road	North	1.8m wide. From a point 5m east of the eastern kerbline of Freshfield Road eastwards to a point 6m west of the western kerbline of Sutherland Road	U
2	Cuthbert Road	South	1.8m wide. From a point 6.5m east of the eastern kerbline of Freshfield Road, eastwards to a point 6m west of the western kerbline of Sutherland Road	U
3	Dawson Terrace	North	1.8m wide From a point 35m east of the eastern kerbline of Freshfield Road, eastwards to a point 10m west of the western kerbline of Sutherland Road	U
4	Dawson Terrace	South	1.8m wide. From a point 8m east of the eastern kerbline of Freshfield Road, eastwards to a point 10m west of the western kerbline of Sutherland Road	U
5	Down Terrace	South	2m wide. From a point 13.4m east of the eastern kerbline of Queens Park Road, eastwards to a point 6m west of the western kerbline of St Lukes Road	U
6	Freshfield Road	East	From the common boundary of 188 & 190 Freshfield Road, southwards to a point 6m north of the northern kerbline of Evelyn Terrace	U
7	Freshfield Road	West	from a point opposite a prolongation of the southern kerbline of Dawson Terrace southwards to a point 11m north of the northern kerbline of Evelyn Terrace	U
8	Queens Park Rise	Both	2m wide. From a point 5.5m north of the northern kerbline of Queens Park Terrace, west and north to a point 7m north of the northern kerbline of St lukes Terrace	U
9	Queens Park Road	East	2m wide. From a point 27.3m north of the northern kerbline of Queens Park Terrace, northwards to a point 26.1m south of the southern kerbline of Down Terrace	U
10	Queens Park Road	West	2m wide. From a point 31.6m north of the northern kerbline of Islingword Road, northwards to a point 19.5m south of the southern kerbline of Carlyle Road	U
11	St Lukes Road	East	1.8m wide. From a point 6m south of the southern kerbline of Down Terrace to a point 7m north of the northern kerbline of Queens Park Terrace	U
12	St Lukes Road	West	1.8m wide. From a point 6m south of the southern kerbline of Down Terrace to a point 5m north of the northern kerbline of Queens Park Terrace	U
13	St Lukes Terrace	North	2m wide. From a point 8.5m east of the eastern kerbline of Queens Park Road, eastwards to a point 5m west of the western kerbline of Freshfield Road	U
14	St lukes Terrace	South	2.0m wide. From a point 8.5m east of the eastern kerbline of Queens Park Road, eastwards to a point 6m west of the western kerbline of Freshfield Road	U
15	Sutherland Road	East	2.0m wide. From opposite a point 10m north of the northern kerbline of Dawson Terrace, southwards to a point 13m north of the northern kerbline of Canning Street	U
16	Sutherland Road	West	2.0m wide. From a point six metres south of the southern kerbline of Dawson Terrace, southwards to a point 11m north of the northern kerbline of Evelyn Terrace.	U

**Part 4.6**

**Permit Parking only from Monday to Sunday between 10-11am and 7-8pm inclusive**

Item No	Street Name	Side of Road	Description	
Not Used				

**Part 5.1**


**Shared Permit Holders and Low Tariff Short Term Pay & Display parking ( for a period of up to 2 hours, no return within 4 hours) from Monday to Sunday between 9am to 8pm inclusive**

<b>Item No</b>	<b>Street Name</b>	<b>Side of Road</b>	<b>Description</b>	
Not Used				

**Part 5.2**

**Shared Permit Holders and Low Tariff Short Term Pay & Display parking (for a period of up to 2 hours, no return within 4 hours) from Monday to Sunday between 9am -8pm (Area R&N)**

<b>Item No</b>	<b>Street Name</b>	<b>Side of Road</b>	<b>Description</b>
Not Used			



**Part 5.3**

**Shared Permit Holders and Low Tariff Short Term Pay & Display parking (for a period of up to 2 hours, no return within 4 hours) from Monday to Saturday between 9am and 8pm inclusive**

<b>Item No</b>	<b>Street Name</b>	<b>Side of Road</b>	<b>Description</b>	
Not Used				

**Part 5.4**

**Shared Permit Holders and Low Tariff Medium Term Pay & Display parking (for a period of up to 4 hours, no return within 4 hours) from Monday to Sunday between 9am -8pm inclusive**

<b>Item No</b>	<b>Street Name</b>	<b>Side of Road</b>	<b>Description</b>
Not Used			





**Part 5.5**


**Shared Permit Holders and Low Tariff Medium Term Pay & Display parking (for a period of up to 4 hours, no return within 4 hours) from Monday to Saturday between 9am and 8pm inclusive**

<b>Item No</b>	<b>Street Name</b>	<b>Side of Road</b>	<b>Description</b>	
Not Used				

**Part 5.6**

**Shared Permit holders and Low Tariff Medium Term (School) Pay & Display parking ( for a period of up to 4 hours, no return within 4 hours) from Monday to Saturday between 9am-8pm inclusive**

Item No	Street Name	Side of Road	Description
Not Used			



**Part 5.7**


**Shared Permit Holders and Low Tariff Long Term Pay & Display parking  
(for a period of up to 11 hours) from Monday to Sunday between 9am-8pm  
inclusive**

Item No	Street Name	Side of Road	Description	
Not Used				

**Part 5.8**

**Shared Permit Holders and Low Tariff Long Term (School) Pay & Display parking (For a period of up to 11 hours) from Monday to Sunday between 9am to 8pm inclusive**


Item No	Street Name	Side of Road	Description
Not Used			



**Part 5.9**

**Shared Permit Holders and Low Tariff Long Term (School) Pay & Display parking ( for a period of up to 11 hours) from Monday to Saturday between 9am to 8pm inclusive**

<b>Item No</b>	<b>Street Name</b>	<b>Side of Road</b>	<b>Description</b>
Not Used			





**Part 5.10**


**Shared Permit Holders and Low Tariff Long Term Pay & Display parking (for a period up to 11 hours) from Monday to Saturday between 9am and 8pm inclusive**

<b>Item No</b>	<b>Street Name</b>	<b>Side of Road</b>	<b>Description</b>
Not Used			


**Part 5.11**

**Shared Permit Holders and Low Tariff Long Term Pay & Display parking (for a period of up to 9 hours) from Monday to Friday between 9am to 6pm inclusive**


<b>Item No</b>	<b>Street Name</b>	<b>Side of Road</b>	<b>Description</b>
Not Used			



**Part 5.12**

**Shared Permit Holders and Medium Tariff Short Term Pay & Display parking (for a period of up to 2 hours, no return within 4 hours) from Monday to Sunday between 9am to 8pm inclusive**

Item No	Street Name	Side of Road	Description
Not Used			



**Part 5.13**


<b>Shared Permit Holders and Medium Tariff Short Term Pay &amp; Display parking (for a period of up to 2 hours, no return within 4 hours) from Monday to Saturday between 9am and 8pm inclusive</b>				
Not Used				

**Part 5.14**

**Shared Permit Holders and Medium Tariff Short Term (School) Pay & Display parking (for a period of up to 2 hours, no return within 4 hours) from Monday to Saturday between 9am to 8pm inclusive**

<b>Item No</b>	<b>Street Name</b>	<b>Side of Road</b>	<b>Description</b>
Not Used			






**Part**

**5.15**

**Shared Permit Holders and Medium Tariff Medium Term Pay & Display parking (for a period of up to 4 hours, no return within 4 hours) from Monday to Sunday between 9am to 8pm**

<b>Item No</b>	<b>Street Name</b>	<b>Side of Road</b>	<b>Description</b>
Not Used			



**Part 5.16**

**Shared Permit Holders and Medium Tariff Medium Term Pay & Display parking (for a period of up to 4 hours, no return within 4 hours) from Monday to Saturday between 9am and 8pm inclusive**

<b>Item No</b>	<b>Street Name</b>	<b>Side of Road</b>	<b>Description</b>	
Not Used				

**Part 5.17**

**Shared Permit Holders and Medium Tariff Medium Term (School) Pay & Display parking (for a period of up to 4 hours, no return within 4 hours) from Monday to Saturday between 9am to 8pm inclusive**

Item No	Street Name	Side of Road	Description	
Not Used				

**Part 5.18**

**Shared Permit Holders and High Tariff Short Term Pay & Display parking  
(for a period of up to 2 hour,s no return within 4 hours) from Monday to  
Sunday between 9am to 8pm inclusive**

Item No	Street Name	Side of Road	Description	
Not Used				

**Part 5.19**

**Shared Permit Holders and Low Tariff Medium Term Pay & Display parking (for a period of up to 4 hours, no return within 24 hours) from Monday to Sunday between 9am -8pm inclusive**


Item No	Street Name	Side of Road	Description	
not used				

**Part 6.1**

**Exclusive Low Tariff Short Term Pay & Display parking (for a period of up to 2 hours no return within 4 hours) from Monday to Saturday between 9am and 6pm inclusive**

Item No	Street Name	Side of Road	Description
Not Used			





**Part 6.2**

**Exclusive Medium Tariff Short Term Pay & Display parking (for a period of up to 2 hours no return within 4 hours) from Monday to Sunday between 9am and 6pm inclusive**

<b>Item No</b>	<b>Street Name</b>	<b>Side of Road</b>	<b>Description</b>	
Not Used				

**Part 6.3**

**Exclusive Medium Tariff Short Term Pay & Display parking (for a period of up to 2 hours no return within 4 hours) from Monday to Saturday between 9am and 6pm inclusive**

<b>Item No</b>	<b>Street Name</b>	<b>Side of Road</b>	<b>Description</b>	
Not Used				

**Part 6.4**

**Exclusive High Tariff Short Term Pay & Display parking (for a period of up to 2 hours no return within 4 hours) from Monday to Sunday between 9am and 6pm inclusive**

Item No	Street Name	Side of Road	Description	
Not Used				

**Part 6.5**

**Exclusive High Tariff Short Term Pay & Display parking (for a period of up to 2 hours no return within 4 hours) from Monday to Saturday between 9am and 6pm inclusive**

<b>Item No</b>	<b>Street Name</b>	<b>Side of Road</b>	<b>Description</b>	
Not Used				

**Part 7.1**

**Doctors Parking At Any Time**

Item No	Street Name	Side of Road	Description	
Not Used				

**Part 7.2**

**Doctors Parking 8am - 8pm on any day**

Item No	Street Name	Side of Road	Description
Not Used			




**Part 7.3**

**Doctors Parking Monday to Saturday 8am to 7pm**

<b>Item No</b>	<b>Street Name</b>	<b>Side of Road</b>	<b>Description</b>	
Not Used				

**Part 7.4**

**Doctors Parking Monday to Friday 8.30am to 6pm**

<b>Item No</b>	<b>Street Name</b>	<b>Side of Road</b>	<b>Description</b>	
Not Used				

**Part 8.1**

**City Car Club only At Any Time**

<b>Item No</b>	<b>Street Name</b>	<b>Side of Road</b>	<b>Description</b>	
Not used				

**Part 8.2**

**Whizzgo Car Club only At Any Time**

<b>Item No</b>	<b>Street Name</b>	<b>Side of Road</b>	<b>Description</b>	
Not used				

**Part 8.3**

**Streetcar Car Club only At Any Time**

<b>Item No</b>	<b>Street Name</b>	<b>Side of Road</b>	<b>Description</b>	
Not used				

**Part 9.1**


**Disabled Badge Holders Parking At Any Time**

Item No	Street Name	Side of Road	Description	CPZ
1	Freshfield Road	East	4.5 metres wide. From the common boundary of 154/156 Freshfield Road northwards for a distance of 3 metres ( echelon style at an angle of 90 degrees to the kerb, one space	U
2	Freshfield Road	West	From a point 77 metres south of the southern kerbline of St Luke's Terrace southwards for a distance of 5.5 metres	U
3	Freshfield Road	West	From a point 71.5 metres south of the southern kerbline of St Luke's Terrace southwards for a distance of 5.5 metres	U
4	Queens Park Road	East	from a point 13.2m north of the northern kerbline of St Lukes Terrace, northwards for a distance of 6.6m. (outside 220/222	U
5	St Lukes Road	West	2m wide. From the northern boundary of 50 St Lukes Road, southwards for a distance of 6.6m (outside 50	U
6	St Lukes Road	East	From a point 47 metres north of the northern kerbline of Queens Park Terrace northwards for a distance of 5.5 metres	U
7	St Lukes Terrace	South	2m wide. From a point 30m west of the Western kerbline of Freshfield Road, westwards for a distance of 5.5m (outside 14	U
8	St Lukes Terrace	North	2m wide. From the common boundary of 37/39, eastwards for a distance of 6.6m (outside 39)	U
9	St Lukes Terrace	North	2m wide. From a point 6m east of the eastern kerbline of Queens Park Rise, eastwards for a distance of 6.6m (adjacent 46/48 Queens Park Rise)	U
10	St Lukes Terrace	South	2m wide. From a point 18.9m east of the eastern kerbline of St Lukes Road, eastwards for a distance of 6.6m (outside 8	U
11	Sutherland Road	West	2m wide. From a point 32.5m south of the southern kerbline of Cuthbert Road, southwards for a distance of 6.6m (outside 41)	U

**Part 9.2**

**Disabled Badge Holders Parking Monday to Sunday 9am to 6pm**

<b>Item No</b>	<b>Street Name</b>	<b>Side of Road</b>	<b>Description</b>
Not used			





**Part 9.3**

**Disabled Badge Holders Parking Places 8.00am to 6.00pm Monday to Saturday  
(inclusive) Maximum Length of Stay 3 hours no return within 1 hour**

Item No	Street Name	Side of Road	Description
Not Used			



**Part 9.4**

**Disabled Badge Holders Parking Places Maximum Length  
of Stay 3 hours no return within 1 hour**

Item No	Street Name	Side of Road	Description	
Not Used				

**Part 9.5**

**Disabled Badge Holders Parking Places Monday to Sunday between 8am & 8pm**

<b>Item No</b>	<b>Street Name</b>	<b>Side of Road</b>	<b>Description</b>	
Not Used				

**Part 10.1**

**Free Limited Waiting Parking (for a period of up to 2 hours, no return within 1 hour) from Monday to Sunday 9am to 8pm**

<b>Item No</b>	<b>Street Name</b>	<b>Side of Road</b>	<b>Description</b>
Not Used			




**Part 10.2**

**Free Limited Waiting Parking for One Hour No Return Within One Hour between hours of 8.00am and 6.00pm Monday to Saturdays Inclusive**

Item No	Street Name	Side of Road	Description
Not Used			

**en the**






**Motorcycles only At Any Time**

Item No	Street Name	Side of Road	Description	CPZ
1	Down Terrace	South	2m wide. From a point 13.4m east of the eastern kerbline of Queens Park Road, eastwards for a distance of 3m	U
2	St Lukes Road	West	1.8m wide. From a point 6m south of the southern kerbline of Down Terrace, southwards for a distance of 3m	U
3	St Lukes Terrace	South	2m wide. From a point 25.5m east of the eastern kerbline of St Lukes Road, eastwards for a distance of 3m	U
4	St Lukes Terrace	North	2m wide. From a point 12.6m east of the eastern kerbline of Queens Park Rise, eastwards for a distance of 3m	U
5	Queens Park Rise	North-West	From a point 54.5 metres north & west of the northern kerbline of Queens Park Terrace northwards for 2.5 metres	U
6	Sutherland Road	East	2m wide. From a point 7.3m south of the accessway to Craven Valley House, southwards for a distance of 3m	U
7	Sutherland Road	West	2m wide. From a point 1.7m north of the northern kerbline of Evelyn terrace, northwards for a distance of 4.2m	U

**Part 12.1**

**Loading Only At Any Time**

<b>Item No</b>	<b>Street Name</b>	<b>Side of Road</b>	<b>Description</b>
Not Used			



Part  
12.2


Loading Only 24 hours of any day (for up to a period of 30 minutes, no return within 1 hour) residential roads

Item No	Street Name	Side of Road	Description	
Not Used				

**Part 12.3**

**Loading Only 9am to 6pm of any day (for up to a period of 30 minutes, no return within 1 hour) commercial roads**

<b>Item No</b>	<b>Street Name</b>	<b>Side of Road</b>	<b>Description</b>
Not Used			



**Part 12.4**

**Loading Only 9am to 8pm Monday to Sunday (for up to a period of 1 hour, no return within 30 minutes)**

Item No	Street Name	Side of Road	Description	
Not Used				

**Part 12.5**

**Loading Only Monday - Saturday 8am to 6pm (up to a period of 30 minutes,  
no return within 1 hour)**

<b>Item No</b>	<b>Street Name</b>	<b>Side of Road</b>	<b>Description</b>	
Not Used				



**Part 12.6**

**Loading Only Monday - Saturday 9am to 6pm**

Item No	Street Name	Side of Road	Description
Not used			



**Part 12.7**

**Loading Only Monday - Saturday 9am to 6pm (for up to a period of 30 minutes, no return within 1 hour)**

<b>Item No</b>	<b>Street Name</b>	<b>Side of Road</b>	<b>Description</b>
Not used			

**Part 12.8**

**Loading Only Monday - Saturday 9am to 6pm (for a period of up to 1 hour no return within 1 hour)**

<b>Item No</b>	<b>Street Name</b>	<b>Side of Road</b>	<b>Description</b>	
Not Used				

**Part 12.9**

**Loading Only Monday to Saturday 8.00am to 6.00pm (inclusive) Maximum Loadin  
of one hour no return within 1hour**

<b>Item No</b>	<b>Street Name</b>	<b>Side of Road</b>	<b>Description</b>
Not Used			

**g Period**


**Part 12.10**

**Loading Only 12am to 10am and 4pm to 12 am Maximum Loading  
Period of one hour no return within 1hour**

<b>Item No</b>	<b>Street Name</b>	<b>Side of Road</b>	<b>Description</b>	
Not Used				

**Part 13.1**

**Taxi Rank At Any Time**


Item No	Street Name	Side of Road	Description	
Not Used				



Part 13.2

**Taxi Rank & Loading Bay**

Item No	Street Name	Side of Road	Description
Not used			



**Part 14.1**


**Ambulance Parking Bays At Any Time**

Item No	Street Name	Side of Road	Description	
Not used				

**Part 15.1**

**Police Parking Bays At Any Time**

<b>Item No</b>	<b>Street Name</b>	<b>Side of Road</b>	<b>Description</b>
Not Used			



**Part 16.1**

**Public Service Vehicles At Any Time**

<b>Item No</b>	<b>Street Name</b>	<b>Side of Road</b>	<b>Description</b>	
Not Used				

**Part 17.1**

**Bus Stand Waiting Limited to 20 minutes no return within 1 hour**

<b>Item No</b>	<b>Street Name</b>	<b>Side of Road</b>	<b>Description</b>	
Not Used				

## Part 18.1

## Streets eligible for Resident's Permit

Item No (1)	Street Name (2)	Specific Properties (3)	Comments (4)	CPZ (5)
1	Cuthbert Road			U
2	Dawson Terrace			U
3	Freshfield Road (From Evelyn Terrace to Dawson Terrace southern kerbline)	Nos 111- 189 incl. & nos.124-188 incl. Only		U
4	Queens Park Rise (from Queens Park Terrace to St Lukes Terrace, northern kerbline)	Nos. 2-44 (evens). Includes Queen's Park Mews only		U
5	Queens Park Road (From Queens Park Terrace to Carlyle Street)	Nos. 175 - 245 inclusive & nos. 194- 240 inclusive & Queens Park Tavern only		U
6	St Lukes Road			U
7	St Lukes Terrace			U
8	Sutherland Road (From Canning Street, northern kerbline, to Queensway	Nos. 28-43 incl. & nos. 16-27. Bute Hall & Craven Place only		U